

Perennial Propagators' Successes And Challenges: Results Of A National Survey

A survey by researchers from Purdue University and Michigan State University report the hurdles growers face when propagating perennials, and the practices they use to root them successfully.

by **W. GARRETT OWEN**
and **ROBERTO G. LOPEZ**

HERBACEOUS perennials are an increasingly valuable sector of the commercial bedding and garden plant market. In 2015, herbaceous perennials were the second largest (31%) segment, with a reported wholesale value of \$571 million (USDA Floriculture Crops 2015 Summary). To produce the various perennials available on the market in large quantities, propagators must start these plants from seed, crown divisions, rhizomes, vegetative cuttings, or from tissue-cultured plantlets. Vegetative shoot-tip cutting propagation is the most common method used by the ornamental industry and offers the ability to quickly and economically produce large numbers of rooted cuttings (liners).

Compared to annual bedding plants, herbaceous perennials are most often rooted from early spring to late fall under seasonal daily light integrals (DLIs) and temperatures, thus posing a challenge for propagators to provide optimal and consistent environmental conditions to promote uniform callusing and rooting (Figures 1, 2, and 3). Additionally, when space is limited, propagators are challenged with growing a wide range of perennial genera at different stages of callusing and rooting under one environment. This causes a snowball effect in which propagators must maintain proper cultural practices and consistent environmental conditions during callusing and rooting.



Figure 1. Environmental conditions such as daily light integrals (DLIs) and temperatures vary during (A) spring, (B) summer, and (C) fall herbaceous perennial propagation.

Researchers at Purdue University and Michigan State University, in collaboration with *Greenhouse Grower*, conducted a survey to determine which cultural practices, environmental conditions, and callusing and rooting challenges are common among perennial propagators and growers.

Survey Respondents

Over 2/3 of the respondents (40%) to the Perennial Propagation Survey said they were wholesale growers, 29% are grower-retailers, and 22% are propagators. While the majority of the U.S. respondents were located in the Midwest (40%), respondents also represented the Northeast (19%), Southeast (11%), Northwest (10%), Southwest (4%), West (7%), and 9% of the respondents were outside the U.S. Propagators and growers with 99,999 or fewer square feet of greenhouse or nursery space provided the largest number of responses (51%). The next largest group with 100,000 to 399,999 square feet of production space accounted for 31%, while production facilities with more than 400,000 square feet represented 19% of the respondents.

Perennial Propagation

Slightly more than 80% of the respondents indicated that they propagate more than 20 species of perennials either from seed (27%), vegetative cuttings (29%), bare-root (27%), or from tissue-cultured plantlets (17%) (Figure 2). Respondents who propagate perennials from vegetative cuttings indicated the top 10 perennial genera commonly propagated from vegetative cuttings (See "Top 10

Production Perennials

Figure 2. Perennials are propagated from:

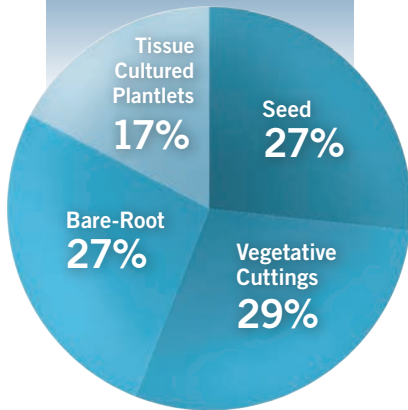


Figure 4. Root-zone (basal) heating temperatures most commonly used for vegetative propagation:

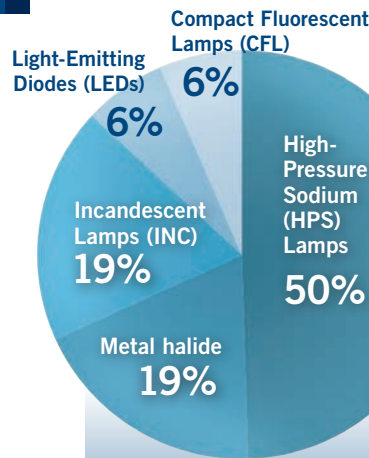
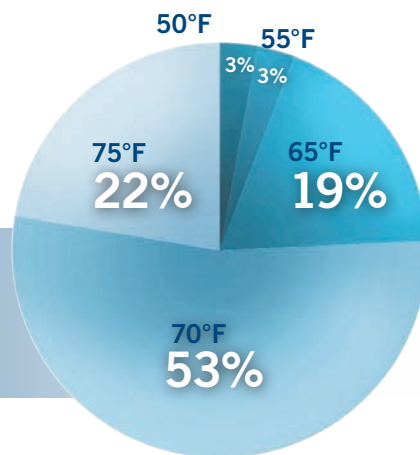


Figure 3. Lighting sources used during vegetative perennial propagation include:

Perennial Genera Commonly Propagated From Vegetative Cuttings

Coincidentally, when propagators were asked to specify the most difficult-to-callus and/or -root perennials from vegetative cuttings, 60% of the perennials that made the top 10 list were on the top 10 most difficult list.

Vegetative Perennial Propagators Address Challenges

The majority of the respondents specified that perennial propagation at their facilities occurs during the summer (39%), but also during spring (29%), fall (18%), and winter (14%) months. During callusing and rooting of more than 20 genera of herbaceous perennials and under different seasonal greenhouse conditions, propagators expressed that they run into cultural and environmental challenges. Therefore, we asked propagators and growers to designate where they would spend \$1,000 to improve the success of callusing and rooting of vegeta-

tive perennial cuttings. On average, 22% of the respondents would spend \$244 to improve root and shoot growth and development; 11% would spend \$282 to improve rooting success of cuttings that root poorly; and 11% would spend \$263 to improve plant material. Respondents also indicated they would spend \$100 (14%) to have access to cultural and environmental information.

In terms of cultural practices, 10% of the respondents would spend \$124 to improve disease and pest management, 10% would spend \$135 to improve irrigation, and 8% would spend \$103 for improved fertility information and management. When it came to improving the propagation environment, 14% of the respondents were willing to spend \$88 to improve lighting and temperature. Fortunately, root and shoot growth and development is driven by light and temperature; therefore, investing \$332 to \$370 in lighting and temperature technologies, control, and management would result in improved rooting success and root

Top 10 Perennial Genera Commonly Propagated From Vegetative Cuttings



and shoot growth and development, and could potentially hasten production.

Perennial Propagation Environment

Light. When propagating perennials, 45% of the respondents indicated they do not use supplemental lighting, while 55% of the propagators who do provide cuttings with supplemental light use high-pressure sodium (HPS) lamps (50%) or

metal halide (MH) lamps (19%), or light-emitting diode (LED) (6%), and compact fluorescent (CFL) (6%), or incandescent (INC) lamps (19%) for photoperiodic lighting (Figure 3). Respondents who used supplemental or day-extension lighting reported they provide either a 10-hour (24%), 12-hour (17%), 14-hour (38%), or 16-hour (21%) photoperiod.

Temperature. On average, 62% of the

respondents specified they implement root-zone (bottom) heating when propagating perennial cuttings. The most common root-zone heating temperature used among perennial propagators is 70°F (53%); however, 19% and 22% of the respondents said they use root-zone heating temperatures of 65°F or 75°F, respectively (Figure 4). Additionally, few respondents reported using as low as 50°F (3%) and 55°F (3%) root-zone heating temperatures.

Perennial Propagation Cultural Practices

Rooting hormone. Propagators were asked if they use a rooting hormone to assist in rooting vegetative perennial cuttings. Results show that 35% use a powder rooting hormone; 47% use a liquid rooting hormone; and 18% use a foliar rooting hormone applied through the mist.

Fertility. During perennial propagation, 37% of propagators apply mist using an intermittent mist system, while others use fog (16%), boom systems (26%), or mist cuttings by hand (21%). When misting cuttings, 57% of the respondents do not implement fertility into the mist delivered to the cuttings. However, 19% and 29% of the respondents begin a fertility program at 7 or 14 days, respectively, after sticking cuttings. The majority of the growers who implement fertility provide cuttings with 50 (47%) or 100 (33%) ppm Nitrogen (N). Additionally, 73% said they do not use slow or controlled release fertilizers.

Conclusion

As a follow-up to information collected from this survey, researchers at Purdue University and Michigan State University have started conducting research to address these environmental and cultural challenges and to increase the rooting success of those difficult-to-root perennials. **GG**

W. Garrett Owen (owenw@purdue.edu) is a Greenhouse Technician and Ph.D. candidate at Purdue University, and Roberto Lopez (rglopez@msu.edu) is an Assistant Professor and Extension Specialist in controlled environment and floriculture production at Michigan State University. The authors would like to thank all of the perennial propagators and growers who participated in the survey, The Fred C. Gloeckner Foundation and The New Hampshire Horticultural Endowment for research funding, Dr. Bridget Behe for consulting, and *Greenhouse Grower* for its support and collaboration with the survey.